



Phone: 06-8683491, 021-0422158 PO.Box 415 Gisborne



Standard Channel Drain Shower Profiles for 4-sided wedge

Shape max. size for pricing thickness location of waste up-stand

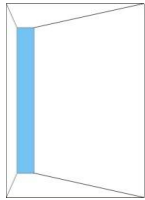
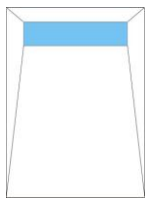


1200x1200mm

10, 20, 50mm off-centre

50x50mm, 1, 2, 3-sided

Square



1200x1100mm
1200x1400mm
1200x1800mm
1200x2400mm

10, 20, 50mm off-centre

50x50mm, 1, 2, 3-sided

Rectangle